

# OCULAR INSPECTION CHECKLIST

Where description is indicated, attach additional pages of notes and photographs keyed to appropriate checklist item.

## A. GENERAL INFORMATION

1. Street Address of the School: \_\_\_\_\_  
 City: HATILLO State: P.R. Zip: \_\_\_\_\_
2. Name: LORENZO COBALLÉ GARDÍA
3. Date of inspection: 1/31/2020
4. Inspector's Name: SECISSIMONDO GUTIERREZ PE, ; JOSÉ C. OJAZO EIT

## B. BUILDING SITE INSPECTION

### 5. Utility Service Safety:

**IMPORTANT**—Immediately following an earthquake, check the entire property, especially near appliances, for the smell of gas. If gas odor is detected, turn off the gas at the meter where it enters the house. Locate and repair leaks before turning gas back on. If the gas odor persists after the gas has been shut off, vacate the building and contact the gas utility company immediately.

**IMPORTANT**—Before entering a damaged, vacant building verify that gas is off. Check the gas meter for damage and position of main gas valve, either a manual valve or a seismically-activated gas shut-off valve. Do not enter the building if gas odor is detected.

- a. Odor of natural gas leakage?  YES  NO      b. Downed powerlines?  YES  NO

### 6. Surrounding topography: (check one)

- Flat  
 Gently sloping (easily walkable)  
 Steeply sloping (difficult or impossible to walk in some areas)

### 7. Building pad: (check one)

- Flat  
 Terraced or multilevel  
 Gently sloping (less than 4-foot ground surface elevation difference across house)  
 Steeply sloping (greater than 4-foot ground surface elevation difference across house)

### 8. Geotechnical Issues: (if yes, provide description and photos)

- |   | YES                      | NO                                  |
|---|--------------------------|-------------------------------------|
| a. New cracks in the ground?  | <input type="checkbox"/> | <input checked="" type="checkbox"/> |
| b. Signs of fresh cracking in or movement of hardscape?   | <input type="checkbox"/> | <input checked="" type="checkbox"/> |
| c. Signs of fresh cracking in or movement of retaining walls?                                     | <input type="checkbox"/> | <input checked="" type="checkbox"/> |
| d. Patterns of cracking that extend through the ground surface, hardscape, and improvements?      | <input type="checkbox"/> | <input checked="" type="checkbox"/> |
| e. Evidence of sand boils or other fresh-appearing deposits of sand or mud?                       | <input type="checkbox"/> | <input checked="" type="checkbox"/> |
| f. Unusual slumping, rising, or bulging of the ground surface?                                    | <input type="checkbox"/> | <input checked="" type="checkbox"/> |
| g. Evidence of rock falls or slope instability above site?  | <input type="checkbox"/> | <input checked="" type="checkbox"/> |
| h. Ground movement or wet areas indicating possible broken underground utility lines?             | <input type="checkbox"/> | <input checked="" type="checkbox"/> |
| i. Other phenomena (e.g., septic tanks surfacing, differential settlement, ground consolidation)? | <input type="checkbox"/> | <input checked="" type="checkbox"/> |

# OCULAR INSPECTION CHECKLIST

Where description is indicated, attach additional pages of notes and photographs keyed to appropriate checklist item.

<b>B.</b>	<b>BUILDING SITE INSPECTION (continued)</b>	YES	NO
9.	Evidence of earthquake-induced permanent ground deformation in the immediate vicinity of the property?	<input type="checkbox"/>	<input checked="" type="checkbox"/>

<b>C. GENERAL BUILDING INFORMATION</b>			
10.	Safety Assessment Tag: ( <input type="checkbox"/> check one)	<input checked="" type="checkbox"/> None	<input type="checkbox"/> Green <input type="checkbox"/> Yellow <input type="checkbox"/> Red
	(others):	<input type="checkbox"/> Yellow	<input type="checkbox"/> Red
11.	a) Year of original construction (best estimate): _____ b) Total square footage (best estimate): _____	YES	NO
12.	Have any repairs, modifications, or demolition been performed since the earthquake? If yes, describe _____	<input type="checkbox"/>	<input checked="" type="checkbox"/>
13.	<b>Building configuration:</b>	16.	<b>Sill bolting:</b>
	<input type="checkbox"/> a. Single story		<input type="checkbox"/> a. Structure bolted to foundation
	<input type="checkbox"/> b. Combination one and two story		<input type="checkbox"/> b. Structure not bolted to foundation
	<input type="checkbox"/> c. Full two story		<input checked="" type="checkbox"/> c. Don't know
	<input checked="" type="checkbox"/> d. Three story	17.	<b>Roof configuration:</b>
	<input type="checkbox"/> e. Split level		<input type="checkbox"/> a. Gable
	<input type="checkbox"/> f. Typical		<input type="checkbox"/> b. Hip
	<input type="checkbox"/> g. Other, describe _____		<input checked="" type="checkbox"/> c. Flat or very low slope
14.	<b>Exterior wall finish:</b>		<input type="checkbox"/> d. Shed
	<input type="checkbox"/> a. Stucco		<input type="checkbox"/> e. Other, describe _____
	<input type="checkbox"/> b. Panel siding	18.	<b>Roof covering:</b>
	<input type="checkbox"/> c. Metal siding		<input checked="" type="checkbox"/> a. Asphaltic membrane
	<input type="checkbox"/> d. Masonry veneer		<input type="checkbox"/> b. Wood shingle or shake
	<input type="checkbox"/> e. Other, describe <u>EXPOSED CONCRETE</u>		<input checked="" type="checkbox"/> c. Concrete
15.	<b>Foundation configuration:</b>		<input checked="" type="checkbox"/> d. Metal
	<input checked="" type="checkbox"/> a. Slab-on-grade		<input type="checkbox"/> e. Elastomeric
	<input type="checkbox"/> b. Crawlspace without cripple walls		<input type="checkbox"/> f. Other, describe _____
	<input type="checkbox"/> c. Crawlspace with cripple walls		
	<input type="checkbox"/> d. Exposed piers or posts		
	<input type="checkbox"/> e. Typical		
	<input type="checkbox"/> f. Metal		
	<input type="checkbox"/> g. Other, describe _____		

## OCULAR INSPECTION CHECKLIST

Where description is indicated, attach additional pages of notes and photographs keyed to appropriate checklist item.

### D. EXTERIOR BUILDING INSPECTION

	YES	NO	N/A
<b>19. General: (if yes, provide description and photos)</b>			
a. Collapse, partial collapse, or building off foundation?	<input type="checkbox"/>	<input checked="" type="checkbox"/>	
b. Obvious lean in any story?	<input type="checkbox"/>	<input checked="" type="checkbox"/>	
<b>20. Exterior walls: (if yes, provide description and photos)</b>			
a. Fresh cracking at corners of door and window openings?	<input type="checkbox"/>	<input checked="" type="checkbox"/>	<input type="checkbox"/>
b. Fresh cracking at building corners?	<input type="checkbox"/>	<input checked="" type="checkbox"/>	<input type="checkbox"/>
c. Door or window openings racked out of square?	<input type="checkbox"/>	<input checked="" type="checkbox"/>	<input type="checkbox"/>
d. Broken glass in windows or doors?	<input type="checkbox"/>	<input checked="" type="checkbox"/>	<input type="checkbox"/>
e. Wall leaning?	<input type="checkbox"/>	<input checked="" type="checkbox"/>	<input type="checkbox"/>
f. Bulging or delamination of stucco?	<input type="checkbox"/>	<input checked="" type="checkbox"/>	
g. Pattern of cracking that extends from the ground surface, through foundation, and wall?	<input type="checkbox"/>	<input checked="" type="checkbox"/>	
h. Evidence of recent relative movement at mudsill line?	<input type="checkbox"/>	<input checked="" type="checkbox"/>	
i. . . At locations where the exterior stucco is continuous from the framing down over the foundation, is there cracking of stucco along the mudsill level accompanied by indications of permanent displacement (sliding) of the building relative to the foundation?	<input type="checkbox"/>	<input checked="" type="checkbox"/>	<input type="checkbox"/>
j. Collapse, partial collapse, or separation of masonry veneer?	<input type="checkbox"/>	<input type="checkbox"/>	<input checked="" type="checkbox"/>
k. Severe cracking, separations, or offsets at building irregularities?	<input type="checkbox"/>	<input checked="" type="checkbox"/>	<input type="checkbox"/>
<b>21. Foundation: (if yes, provide description and photos)</b>			
a. Fresh cracking of exposed perimeter foundation?	<input type="checkbox"/>	<input checked="" type="checkbox"/>	
b. Relative movement between slab and footing in "two-pour" slab-on-grade foundations?	<input type="checkbox"/>	<input checked="" type="checkbox"/>	<input type="checkbox"/>
c. Ask homeowner if any earthquake retrofits have been done to the home?	<input type="checkbox"/>	<input checked="" type="checkbox"/>	<input type="checkbox"/>
If Y describe: _____			
d. If the answer to c is Y, were bolts added to connect the home to the foundation?	<input type="checkbox"/>	<input type="checkbox"/>	<input checked="" type="checkbox"/>
e. If the answer to c is Y, were plywood or sheathing added to any cripple walls under the home?	<input type="checkbox"/>	<input type="checkbox"/>	<input checked="" type="checkbox"/>

## OCULAR INSPECTION CHECKLIST

Where description is indicated, attach additional pages of notes and photographs keyed to appropriate checklist item.

### D. EXTERIOR BUILDING INSPECTION (continued)

	YES	NO	N/A
22. Kitchen Hook (if yes, provide description and photos)			
a. Present on external wall?	<input type="checkbox"/>	<input checked="" type="checkbox"/>	<input type="checkbox"/>
b. Present at internal location?	<input checked="" type="checkbox"/>	<input type="checkbox"/>	<input type="checkbox"/>
c. Collapse or partial collapse?	<input type="checkbox"/>	<input checked="" type="checkbox"/>	<input type="checkbox"/>
d. Visible damage or cracking?	<input type="checkbox"/>	<input checked="" type="checkbox"/>	
e. Visible tilting or separation from building?	<input type="checkbox"/>	<input checked="" type="checkbox"/>	<input type="checkbox"/>
f. Shifted or loose and displaced	<input type="checkbox"/>	<input checked="" type="checkbox"/>	<input type="checkbox"/>
g. Deterioration or deformation	<input type="checkbox"/>	<input checked="" type="checkbox"/>	<input type="checkbox"/>
	<input type="checkbox"/>	<input checked="" type="checkbox"/>	<input type="checkbox"/>
23. Roof: (if yes, provide description and photos)			
a. Shifted or dislodged or concrete damage?	<input type="checkbox"/>	<input checked="" type="checkbox"/>	<input type="checkbox"/>
b. Impact damage to roof from falling object?	<input type="checkbox"/>	<input checked="" type="checkbox"/>	<input type="checkbox"/>
c. Displaced rooftop HVAC units?	<input type="checkbox"/>	<input checked="" type="checkbox"/>	<input type="checkbox"/>
d. Significantly sagging roof ridgelines?	<input type="checkbox"/>	<input checked="" type="checkbox"/>	<input type="checkbox"/>
e. Signs of movement between rafter tails and wall finishes at eaves?	<input type="checkbox"/>	<input checked="" type="checkbox"/>	<input type="checkbox"/>
f. Buckled/dislodged flashing or tearing of roof membrane, roof/wall intersections in split level buildings, additions, or other building irregularities?	<input type="checkbox"/>	<input checked="" type="checkbox"/>	<input type="checkbox"/>
g. Tearing of roof membrane or deck waterproofing at re-entrant corners?	<input type="checkbox"/>	<input checked="" type="checkbox"/>	<input type="checkbox"/>
h. Toppling, shifting, or damage/leakage at refrigerant and electrical lines of rooftop mechanical equipment?	<input type="checkbox"/>	<input checked="" type="checkbox"/>	<input type="checkbox"/>
i. Shifting of or damage to solar panels?	<input type="checkbox"/>	<input checked="" type="checkbox"/>	<input type="checkbox"/>

## OCULAR INSPECTION CHECKLIST

Where description is indicated, attach additional pages of notes and photographs keyed to appropriate checklist item.

### D. EXTERIOR BUILDING INSPECTION (continued)

	YES	NO	N/A
24. Attached or abutting improvements: (if yes, provide description and photos)	<input type="checkbox"/>	<input type="checkbox"/>	<input checked="" type="checkbox"/>
a. Collapse, partial collapse, or separation of attached porches, carports, Gazebos, or awnings?	<input type="checkbox"/>	<input checked="" type="checkbox"/>	<input type="checkbox"/>
b. Evidence of recent settlement or displacement of exterior steps, patios, or walkways relative to the building?	<input type="checkbox"/>	<input type="checkbox"/>	<input checked="" type="checkbox"/>
c. Signs of movement between building floor and/ or exterior hardscape or retaining wall along the uphill side of non steeply sloping sites?	<input type="checkbox"/>	<input checked="" type="checkbox"/>	<input type="checkbox"/>
d. Toppling, shifting, or damage/leakage at refrigerant and electrical lines of air conditioning condenser unit(s)?	<input type="checkbox"/>	<input checked="" type="checkbox"/>	<input type="checkbox"/>
25. Independent exterior improvements: (if yes, provide description and photos)	<input type="checkbox"/>	<input type="checkbox"/>	<input checked="" type="checkbox"/>
a. Damaged detached gazebo?	<input type="checkbox"/>	<input checked="" type="checkbox"/>	<input type="checkbox"/>
b. Damage to fences / privacy walls?	<input type="checkbox"/>	<input type="checkbox"/>	<input checked="" type="checkbox"/>
c. Damage to retaining walls?	<input type="checkbox"/>	<input checked="" type="checkbox"/>	<input type="checkbox"/>
d. Damage to walkway?	<input type="checkbox"/>	<input checked="" type="checkbox"/>	<input type="checkbox"/>
e. Evidence of leakage from water supply lines?	<input type="checkbox"/>	<input checked="" type="checkbox"/>	<input type="checkbox"/>
f. Toppling, shifting, or damage/leakage at fuel connection of propane tanks?	<input type="checkbox"/>	<input checked="" type="checkbox"/>	<input type="checkbox"/>
g. Others damage	<input type="checkbox"/>	<input checked="" type="checkbox"/>	<input type="checkbox"/>

### E. INTERIOR INSPECTION

#### 26. General information

a. If interior access not possible, identify reason

i. Red tag

ii. Hazardous materials

iii. Other hazardous condition.

describe \_\_\_\_\_

iv. Other, describe \_\_\_\_\_

b. Typical wall and ceiling finish

i. Drywall

ii. Plaster on gypsum lath

iii. Plaster on wood lath

iv. Other, describe \_\_\_\_\_

## OCULAR INSPECTION CHECKLIST

Where description is indicated, attach additional pages of notes and photographs keyed to appropriate checklist item.

### E. INTERIOR INSPECTION (continued)

27. Walls: (if yes, provide description and photos)	YES	NO	N/A
a. Fresh cracking, buckling, spalling, or detachment of interior wall finish at corners of door and window openings?	<input type="checkbox"/>	<input checked="" type="checkbox"/>	<input type="checkbox"/>
b. Fresh cracking of wall finishes at wall corners or wall/ceiling intersections?	<input type="checkbox"/>	<input checked="" type="checkbox"/>	<input type="checkbox"/>
c. Door or window openings racked out of square?	<input type="checkbox"/>	<input checked="" type="checkbox"/>	<input type="checkbox"/>
d. Wall leaning?	<input type="checkbox"/>	<input checked="" type="checkbox"/>	<input type="checkbox"/>
e. Pattern of cracking that extends from the floor slab through the wall?	<input type="checkbox"/>	<input checked="" type="checkbox"/>	<input type="checkbox"/>
f. Movement or sliding of walls relative to the floor?	<input type="checkbox"/>	<input checked="" type="checkbox"/>	<input type="checkbox"/>
g. Severe cracking, separations, or offsets at building irregularities?	<input type="checkbox"/>	<input checked="" type="checkbox"/>	<input type="checkbox"/>
h. Doors damaged, difficult to operate, or inoperable?	<input type="checkbox"/>	<input checked="" type="checkbox"/>	<input type="checkbox"/>
i. Windows damaged, difficult to operate, or inoperable?	<input type="checkbox"/>	<input checked="" type="checkbox"/>	<input type="checkbox"/>
<b>28. Ceilings: (if yes, provide description and photos)</b>			
a. Collapse of ceiling finish?	<input type="checkbox"/>	<input checked="" type="checkbox"/>	<input type="checkbox"/>
b. Fresh cracking of ceiling finishes, especially at re-entrant corners; cracks along corner bead at stairwell openings; cracking or tearing of finishes at ceiling/wall juncture; or multiple "nail pops"?	<input type="checkbox"/>	<input checked="" type="checkbox"/>	<input type="checkbox"/>
c. Damage to ceiling finishes in vicinity of corridors or commons places?	<input type="checkbox"/>	<input checked="" type="checkbox"/>	<input type="checkbox"/>
d. Separations or cracks in ceiling finishes at split-levels, re-entrant corners, additions, appendages, or other building discontinuities?	<input type="checkbox"/>	<input checked="" type="checkbox"/>	<input type="checkbox"/>
e. Water damage or evidence of recent leakage from plumbing lines or roofing?	<input type="checkbox"/>	<input checked="" type="checkbox"/>	<input type="checkbox"/>

## OCULAR INSPECTION CHECKLIST

Where description is indicated, attach additional pages of notes and photographs keyed to appropriate checklist item.

### E. INTERIOR INSPECTION (continued)

	YES	NO	N/A
<b>29. Floors: (if yes, provide description and photos)</b>			
a. Evidence of recent sloping, sagging, settlement or displacement of floors?	<input type="checkbox"/>	<input checked="" type="checkbox"/>	<input type="checkbox"/>
b. In slab-on-grade locations, fresh cracking of floor slab or floor finishes?	<input type="checkbox"/>	<input checked="" type="checkbox"/>	<input type="checkbox"/>
c. Significant sagging or unusual bounciness of floors frames?	<input type="checkbox"/>	<input checked="" type="checkbox"/>	<input type="checkbox"/>
d. Separations or cracks in floor finishes at split-levels, re-entrant corners, additions, appendages, or other building discontinuities?	<input type="checkbox"/>	<input checked="" type="checkbox"/>	<input type="checkbox"/>
e. Signs of movement between floor and exterior hardscape or retaining wall along the uphill side of homes on steeply sloping sites?	<input type="checkbox"/>	<input type="checkbox"/>	<input checked="" type="checkbox"/>
f. A pattern of fresh cracks, gaps, or joint separations in floor finishes?	<input type="checkbox"/>	<input checked="" type="checkbox"/>	<input type="checkbox"/>
g. Impact damage to floor finishes from falling contents?	<input type="checkbox"/>	<input checked="" type="checkbox"/>	<input type="checkbox"/>
<b>30. Mechanical systems: (if yes, provide description and photos)</b>	<input type="checkbox"/>	<input checked="" type="checkbox"/>	<input type="checkbox"/>
a. Displaced connection of appliance flues connected to chimneys?	<input type="checkbox"/>	<input checked="" type="checkbox"/>	<input type="checkbox"/>
b. Toppling, shifting, leakage from tank, leakage from water connections displaced flue connection or damage/leakage at gas line or electrical connection of water heater?	<input type="checkbox"/>	<input checked="" type="checkbox"/>	<input type="checkbox"/>
c. Shifting, damage/leakage at gas line, flue connection, electrical connection, refrigerant line, and condensate drain connection of furnace or air conditioning fan-coil unit?	<input type="checkbox"/>	<input checked="" type="checkbox"/>	<input type="checkbox"/>
d. Damage to gas line of gas stoves or gas fueled clothes dryers?	<input type="checkbox"/>	<input checked="" type="checkbox"/>	<input type="checkbox"/>
e. Damage to toilets?	<input type="checkbox"/>	<input checked="" type="checkbox"/>	<input type="checkbox"/>
f. Decreased or restricted water pressure at appliances, faucets, or toilets?	<input type="checkbox"/>	<input checked="" type="checkbox"/>	<input type="checkbox"/>
g. Toppling or shifting of free-standing wood stove and/or flue?	<input type="checkbox"/>	<input checked="" type="checkbox"/>	<input type="checkbox"/>
h. Toppling, shifting, damage/leakage at fuel connection of fuel oil tank?	<input type="checkbox"/>	<input checked="" type="checkbox"/>	<input type="checkbox"/>
i. Other Damage in the dining room	<input type="checkbox"/>	<input checked="" type="checkbox"/>	<input type="checkbox"/>
j. Damage near the gas tank	<input type="checkbox"/>	<input checked="" type="checkbox"/>	<input type="checkbox"/>

## OCULAR INSPECTION CHECKLIST

Where description is indicated, attach additional pages of notes and photographs keyed to appropriate checklist item.

### E. INTERIOR INSPECTION (continued)

- |  | YES                      | NO                                  | N/A                      |
|--|--------------------------|-------------------------------------|--------------------------|
| 31. Architectural woodwork and special finishes: (if yes, provide description and photos)                                    |                          |                                     |                          |
| a. Shifting of or damage to kitchen or bathroom cabinetry?   | <input type="checkbox"/> | <input checked="" type="checkbox"/> | <input type="checkbox"/> |
| b. Impact damage to countertops from falling objects?  | <input type="checkbox"/> | <input checked="" type="checkbox"/> | <input type="checkbox"/> |
| c. Cracking of ceramic tile in showers or tub/shower enclosures consistent with earthquake damage to adjacent wall finishes? | <input type="checkbox"/> | <input checked="" type="checkbox"/> | <input type="checkbox"/> |

### F. CONTINGENT INSPECTIONS

- |  | YES                      | NO                       | N/A                                 |
|--|--------------------------|--------------------------|-------------------------------------|
| 32. Retaining Tank Wall damage?                      | <input type="checkbox"/> | <input type="checkbox"/> | <input checked="" type="checkbox"/> |
| 33. Water tank or other field subterranean structure | <input type="checkbox"/> | <input type="checkbox"/> | <input checked="" type="checkbox"/> |



## OCULAR INSPECTION CHECKLIST

### G. RECOMENDACIÓN

Hora de Entrada a Inspección: 11:30 AM

Hora de Salida de Inspección: 2:00 PM

Edificio: LORENZO COBALLE GANDÍA

Código: 8322

Municipio: RAYILLO

Fecha de Inspección: 1/31/2020


Abrir (Verde)  Q-6.  
 Abrir Parcialmente (Amarillo)   
 No Abrir (Rojo)

Comentarios: EL DIA 31 ENERO SE INSPECCIONÓ LA ESCUELA LORENZO COBALLE GANDÍA. DICHA ESCUELA NO SE VIÓ AFECTADA ESTRUCTURALMENTE POR LOS MOVIMIENTOS SÍSMICOS RECIENTES. NOTA: SE DEBE REMOVER EL MOHO EN LAS PLACAS Y TORNILLOS DE LA BASE DE LAS COLUMNAS EN LA CANCHA BAJO TECHO.

*This report has been prepared for the exclusive use by the here-in stated client or their agent. It should be noted that, as requested, this report is based solely on a visual inspection of the as-is facility for the purpose of assessing the presence of significant structural damage resulting from the seismic event of January 07, 2020 which may affect its structural condition compared to that prior to said event. The inspection may not reveal all deficiencies; all components and conditions which by the nature of their location are concealed, camouflaged or difficult to inspect are excluded from the report. Report does not include materials testing, soil studies, structural studies or analysis of structure design. The determination of the structural adequacy of the existing facility to meet the applicable design and construction building codes requirements, as well as developing recommendations for the rehabilitation of the facility will require a more extensive investigation that one requested to be conducted and reported herein.*

Nombre (Letra de Molde)


Firma




5154  
# Licencia




LEONARDO COBALE  
STARBUCK






LEONARDO CABRILE  
FAMILIA



LORENZO LOBOSQUE  
FOTILLO



CONSEJO COMUNITARIO  
MAYILCO



# FERPO CONSULTING, PSC.

P.O. Box 361300, San Juan, Puerto Rico 00936-1300

Tel. (787) 505-4981

Building Name: *Escuela Lorenzo Coballe Guardia Hatillo #8323*

Inspector (s): *Belismando Gutierrez PE  
Jose Ortiz EIT*

## CERTIFICATION:

I, Jose A. Fernandez Polo, Principal Engineer, License 5238, certify that: I have reviewed and discussed this ocular inspection report with the engineer that inspected the building, and based on my knowledge and experience, I agree with their conclusion

Abrir	(Verde)	<input checked="" type="checkbox"/>
Abrir Parcialmente	(Amarillo)	<input type="checkbox"/>
No Abrir	(Rojo)	<input type="checkbox"/>

*This report has been prepared for the exclusive use by the here-in stated client or their agent. It should be noted that, as requested, this report is based solely on a visual inspection of the as-is facility for the purpose of assessing the presence of significant structural damage resulting from the seismic event of January 07, 2020 which may affect its structural condition compared to that prior to said event. The inspection may not reveal all deficiencies; all components and conditions which by the nature of their location are concealed, camouflaged or difficult to inspect are excluded from the report. Report does not include materials testing, soil studies, structural studies or analysis of structure design. The determination of the structural adequacy of the existing facility to meet the applicable design and construction building codes requirements, as well as developing recommendations for the rehabilitation of the facility will require a more extensive investigation than that one requested to be conducted and reported herein.*

Name: José A. Fernandez Polo, PE



*1/31/2020*  
Date